



ISSN: 0975-833X

Available online at <http://www.journalcra.com>

INTERNATIONAL JOURNAL
OF CURRENT RESEARCH

International Journal of Current Research
Vol. 13, Issue, 04, pp.16969-16971, April, 2021

DOI: <https://doi.org/10.24941/ijcr.41122.04.2021>

RESEARCH ARTICLE

OPEN ACCESS

AN Al^{3+} -SELECTIVE FLUORESCENT PROBE BASED ON BENZOYL HYDRAZINE DERIVATIVE

Hua Siwei, Li Chenyang and Yu Chunwei*

Laboratory of Environmental Monitoring, School of Tropical and Laboratory Medicine, Hainan Medical University, Haikou, 571199, China

ARTICLE INFO

Article History:

Received 15th January, 2021
Received in revised form
10th February, 2021
Accepted 20th March, 2021
Published online 24th April, 2021

Key Words:

Al^{3+} , Fluorescent Probe,
Benzoyl Hydrazine, Schiff Base.

ABSTRACT

A new Schiff base compound P was synthesized and characterized as an Al^{3+} -selective fluorescent probe. Study indicated that this proposed probe P has good selectivity and sensitivity to Al^{3+} compared to other tested metal ions in ethanol. A linear relationship was found between the fluorescence intensity at 445 nm from 3.0×10^{-6} to 7.0×10^{-6} M of Al^{3+} concentration with a detection limit of 1.0×10^{-6} M of Al^{3+} . The possible binding mode of P with Al^{3+} was also suggested.

Copyright © 2021. Hua Siwei et al. This is an open access article distributed under the Creative Commons Attribution License, which permits unrestricted use, distribution, and reproduction in any medium, provided the original work is properly cited.

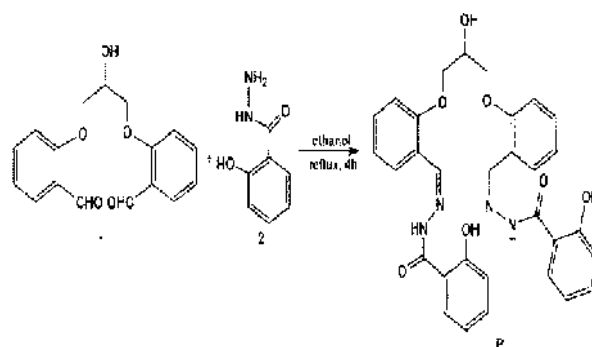
Citation: Hua Siwei, Li Chenyang and Yu Chunwei. "An Al^{3+} -Selective Fluorescent Probe Based on Benzoyl Hydrazine Derivative", 2021. International Journal of Current Research, 13, (04), 16969-16971.

INTRODUCTION

Fluorescence techniques offer significant advantages over other methods for species monitoring inside living cells because of the non-destructive character, instantaneous response, and the availability of a wide range of indicator dyes, and many biologically important species such as metal ions, anions and amino acids have been successfully detected by this method in vitro and in vivo (Singh *et al.*, 2021; Ritter *et al.*, 2020; Roy *et al.*, 2021). Many research groups in the world contributed to the development of design and synthesis of new probes with perfect fluorescent response (Sedgwick *et al.*, 2018; Alamiry *et al.*, 2012; Yu *et al.*, 2020). Among the targets detected, coordination property of Al^{3+} was poor, and compared to the success of characterization of Cu^{2+} and Hg^{2+} probes (Roy *et al.*, 2021; Guo *et al.*, 2014; Zhang *et al.*, 2012), only a few Al^{3+} probes were reported (Yu *et al.*, 2018; Zhang *et al.*, 2020; Lin *et al.*, 2019, Dai *et al.*, 2014). More importantly, increasing exposure to free aluminum ions (Al^{3+}) poses a severe threat to biospheres and human health because of human activities in the environment.

The average daily human intake of aluminium is approx. 3–10 mg/d, and the tolerable weekly aluminium intake in the human body is estimated to be 7 mg/kg body weight (Singh *et al.*, 2021). Thus, the detection of Al^{3+} is of great important (Yu *et al.*, 2020; Yu *et al.*, 2018), and the detection of Al^{3+} with fluorescence method attracted the interests of researchers. Based on the reasons mentioned above, a new Al^{3+} -selective fluorescent probe P derived from benzoyl hydrazine was synthesized and characterized in this work.

The synthesis route of P was shown in Scheme 1.



Scheme 1. Synthesis route of P

*Corresponding author: Yu Chunwei.

The Laboratory of Environmental Monitoring, School of Tropical and Laboratory Medicine, Hainan Medical University, Haikou, 571199, China.

Experimental Section

Reagents and Instruments: All reagents are commercially available and used directly. MS were recorded on a Thermo TSQ Quantum Access Agilent 1100 system. Fluorescence emission spectra were conducted on a Hitachi 4600 spectrofluorimeter. UV-Vis spectra were obtained on a Hitachi U-2910 spectrophotometric. Nuclear magnetic resonance (NMR) spectra were measured with a Bruker AV 400 instrument and chemical shifts are given in ppm from tetramethylsilane (TMS).

Synthesis of P: Compound **1** was synthesized according to the reported method (Zhao *et al.*, 1996). Compound **1** (0.15 mmol) and **2** (0.31 mmol) were mixed in ethanol (40 mL) and stirred under reflux for 4 h. After the reaction was completed, the solution was cooled to room temperature, the white precipitate so obtained was filtered and dried in vacuum. The product was used directly. Yields: 83.4. MS *m/z*: 569.14 (M+H)⁺, 591.27 (M+Na)⁺. ¹H NMR (DMSO-*d*₆): 11.88 (s, 2H), 8.81 (s, 2H), 7.88 (d, 2H), 7.87 (t, 2H), 7.85 (t, 2H), 7.44 (d, 2H), 7.39 (t, 2H), 7.16 (d, 2H), 7.01 (t, 2H), 6.96 (d, 2H), 6.34 (d, 2H), 5.46 (m, 1H), 4.28 (d, 4H), 4.22 (t, 1H).

General Spectroscopic Methods: 1.0 mM stock solutions were obtained by dissolving cations and P in deionized water and DMSO, respectively. The solution was freshly prepared before spectroscopic measurements and the desired concentration was obtained by diluting the high concentration stock solution. For all the fluorescent measurements, slit widths of excitation and emission were both 10/10 nm, and the excitation wavelength was fixed as 340 nm.

RESULTS AND DISCUSSION

Selectivity Measurement: The selectivity of probe P was firstly studied by using fluorescence method. The spectra of P (10 μM) were investigated in ethanol with the addition of respective metal ions (100 μM) (Figure 1). The tested metal ions were K⁺, Na⁺, Ca²⁺, Mg²⁺, Zn²⁺, Pb²⁺, Co²⁺, Cd²⁺, Cu²⁺, Fe²⁺, Cr³⁺, Ni²⁺, Hg²⁺, Cu²⁺, Fe³⁺, Al³⁺ and Ag⁺. From the result we can know that P has better selectivity towards Al³⁺ than other tested metal ions, and so the proposed P was characterized as an Al³⁺-selective probe in ethanol.

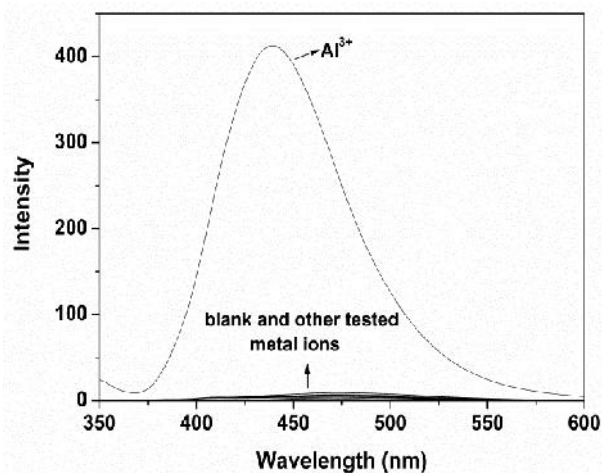


Figure 1. Selectivity measurement of P with tested metal ions in ethanol

Fluorescent Titration of P with Al³⁺: In order to study the reaction between P and Al³⁺ furtherly, fluorescent titration experiment was carried out (Figure 2). The results indicated that with the increase of content of Al³⁺ the fluorescent intensity at 445 nm enhanced accordingly, and a linear relationship was found between the fluorescence intensity at 445 nm from 3.0×10⁻⁶ to 7.0×10⁻⁶ M of Al³⁺ concentration with a detection limit of 1.0×10⁻⁶ M of Al³⁺.

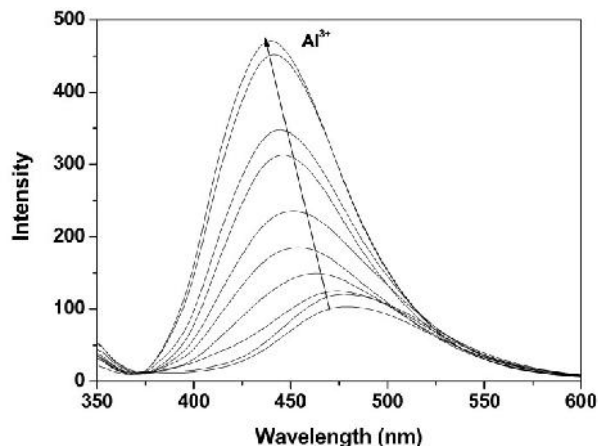
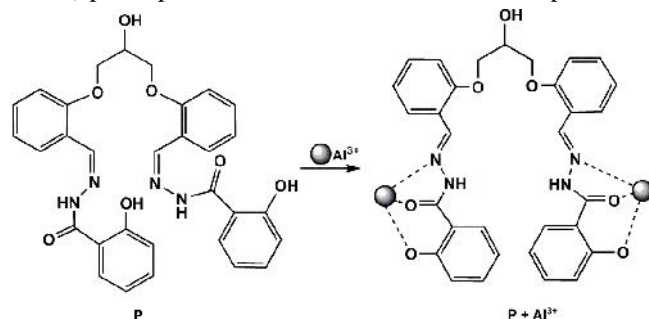


Figure 2. Fluorescent titration experiment of P with Al³⁺

Proposed Binding Mode of P with Al³⁺: According to the Soft-hard Acid-base theory, Al³⁺ showed affinity to compounds containing O and N atoms, which could explain why this probe has good selectivity to Al³⁺. Based on the experiment results, the binding mode of P with Al³⁺ was proposed as shown in Scheme 2. The N (-C=N) and O (-C=O and -OH) participated in the formation of P-Al³⁺ complex.



Scheme 2. Binding mode of P with Al³⁺

Conclusion

In summary, a new probe P derived from benzoyl hydrazine was characterized as Al³⁺-selective probe. The proposed probe P showed an “off-on” response in the presence of Al³⁺ in ethanol. We believe that this study will significantly promote the development of effective Al³⁺-selective probes.

Acknowledgements

This work was financially supported by the Natural Science Foundation of Hainan Province (No. 820RC626), the Research and Training Foundation of Hainan Province (No. S202011810013), the Research and Training Foundation of China (No. 202011810017) and the National Natural Science Foundation of China (No. 81760387, 81860381).

REFERENCES

Singh, A., Malhotra, S., Bimal, D., Bouchet, L.M., Wedepohl, S., Calderón, M., Prasad, A.K. 2021. Synthesis, self-

- assembly, and biological activities of pyrimidine-based cationic amphiphiles. *ACS Omega*, 6: 103-112.
- Ritter, J.R., Caldas, M.J., da Silva, T.J., Calzolari, A., McCluskey, M.D. 2020. Surface effects on pyrene luminescence excitation. *ACS Appl. Electron. Mater.*, 2: 2806-2812.
- Roy, A., Nandi, M., Roy, P. 2021. Dual chemosensors for metal ions: A comprehensive review. *TrAC Trend. Anal. Chem.*, 138: 116204.
- Sedgwick, A.C., Wu, L.L., Han, H.H., Bull, S.D., He, X.P., James, T.D., Sessler, J.L., Tang, B.Z., Tian, H., Yoon, J. 2018. Excited-state intramolecular proton-transfer (ESIPT) based fluorescence sensors and imaging agents. *Chem. Soc. Rev.*, 47: 8842-8880.
- Alamiry, M.A.H., Benniston, A.C., Harriman, A. 2012. Effect of pressure on the solubilization of a fluorescent merocyanine dye by a nonionic surfactant. *J. Phys. Chem. B*, 116: 253-260.
- Yu, C.W., Cui, S.H., Wen, S.B., Jian, L., Zhang, J. 2020. A pH tuning single fluorescent probe based on naphthalene for dual-analytes (Mg^{2+} and Al^{3+}) and its application in cell imaging. *Rsc Adv.*, 10: 21399-21405.
- Guo, Z.Q., Park, S., Yoon, J.Y., Shin, I. 2014. Recent progress in the development of near-infrared fluorescent probes for bioimaging applications. *Chem. Soc. Rev.*, 43: 16-29.
- Zhang J., Yu C.W., Qian S.Y., Lu G., Chen J.L. 2012. A selective fluorescent chemosensor with 1, 2, 4-triazole as subunit for Cu(II) and its application in imaging Cu(II) in living cells. *Dyes Pigm.*, 92: 1370-1375.
- Yu, C.W., Jian, L., Ji, Y.X., Zhang, J. 2018. Al(III)-responsive "off-on" chemosensor based on rhodamine derivative and its application in cell imaging. *Rsc Adv.*, 8: 31106-31112.
- Zhang W.T., Yang M., Wen S.B., Li L.J., Ji Y.X. 2020. Synthesis and characterization of an Al^{3+} -selective fluorescent probe. *SSRG International Journal of Applied Chemistry*, 7: 1-3.
- Lin, J.B., Xu H.D., Ye, W., Fu, Q.Y., Chen, R., Zeng, L.F., Zhang, J. 2019. Design and synthesis of Al^{3+} -selective fluorescent probe based on chitosan derivative. *Chemical Reagents*, 2: 182-185. (In Chinese)
- Dai, F., Ji, Y.X., Wen, S.B., Li, N., Zhang, J. 2014. Synthesis and characterization of a new Al^{3+} -selective probe based on naphthalimide derivative. *International Journal of Development Research*, 4: 2694-2697.
- Zhao, B., Wu, Y.J., Tao, J.C., Yuan, H.Z., Mao, X.A. 1996. Studies on the syntheses of hydroxy-bearing benzoazacrown ethers and their complexing behaviour. *Polyhedron*, 15: 1197-1202.
