



ISSN: 0975-833X

RESEARCH ARTICLE

STUDY ON GROWTH PERFORMANCE OF *Litopenaeus vannamei* CULTURED IN BORE WELL AND BRACKISH WATER FED PONDS

¹Rajkumar Singh, R., ¹Raja, K., ^{1*}Gopalakrishnan, A., ²Kannan, D. and ¹Sakthivel, A.

¹Centre of Advanced Study in Marine Biology, Faculty of Marine Sciences, Annamalai University, Parangipettai – 608 502, Tamil Nadu, India

²PG & Research Department of Zoology, Pachaiyappa's College, Chennai - 600 030

ARTICLE INFO

Article History:

Received 10th September, 2013
Received in revised form
14th September, 2013
Accepted 27th October, 2013
Published online 28th November, 2013

Key words:

L. vannamei, Bore well,
Brackish water, Daily growth rate.

ABSTRACT

The present study is the report on the growth performance of *L. vannamei* in the bore well and brackish water fed ponds. Crab fencing and antibird netting were done before pumping water to prevent the carries of white spot syndrome virus (WSSV). The water quality parameters such as temperature, salinity, pH, dissolved oxygen and alkalinity were measured during the entire culture period. The daily growth rate (DGR) was ranged between 0.05 and 0.38 g in the bore will fed pond and in the brackish water fed pond the DGR varied between 0.11 and 0.33 g. The maximum growth 27.33 g attained on 175th days of culture in the bore well fed pond and in the brackish water fed pond the maximum growth of 31.44 g reached on 140th days of culture. From the present study it is concluded that the brackish water fed pond is suitable for *L. vannamei* culture when compare to bore well water fed pond.

Copyright © Rajkumar Singh, R., et al. This is an open access article distributed under the Creative Commons Attribution License, which permits unrestricted use, distribution, and reproduction in any medium, provided the original work is properly cited.

INTRODUCTION

Aquaculture accounted for about 47 % of the world's fish food supply (FAO 2009). In 1996, *Litopenaeus vannamei* was introduced into Asia on a commercial scale. Total production of *L. vannamei* in Asia was approximately 3,16,000 mt in 2002. It is known that the *L. vannamei* is established in several countries in East, Southeast and South Asia and it is playing a significant role in shrimp aquaculture production. There are very limited research works done on the culture and growth performance of *L. vannamei* with different stocking densities and also the source waters like bore well waters in India. Growth is a parameter of obvious importance in fish and shrimp culture. It has been the topic of numerous studies and yet careful examination of the current scientific and technical literature shows that it is still poorly understood by many scientists and aquaculturists. Shrimp aquaculture in Asia facing many problems such as disease out-breaks, environmental degradation, stress, poor pond soil and water qualities and is highly correlated with poor management practices in the pond (Lightner and Kumula, 1993; Lightner, 1996; Subasinghe, 1997; Gopalakrishnan and Parida, 2005; Fegan, 2007; Gopalakrishnan et al., 2008). Shrimp farming also facing criticism for its unsustainable practices, which include unsustainable water management and usage practices (Naylor et al., 2000). Among these factors, the maintenance of good pond water quality is essential for optimum growth and

survival and health of shrimp. The optimum water quality parameters y like dissolved oxygen, temperature, pH and salinity is essential for the health shrimp production.n . It plays an important role in shrimp culture. Since a decade, a few shrimp farmers of Andhra Pradesh, India have been using saline bore well water for shrimp culture, and they thought that they can avoid the disease outbreak of important disease like White Spot Syndrome Virus (WSSV). Hence the present investigation was undertaken to compare the growth performance of the *L. vannamei* culture in the bore well and brackish water fed ponds.

MATERIALS AND METHODS

Two different type of ponds; one is brackish water fed pond, and another is bore-well water fed pond located at Ethamukala, Prakasam, Andhra Pradesh, India (15° 19' N; 80° 05') . The size of the both ponds were 0.6 ha each for this study. Ponds were initially prepared by drying, tilting and liming. Inorganic fertilizers such as urea and triple superphosphate were applied to enrich the natural food organisms in the water. Crab fencing and anti-bird netting was done before pumping water to prevent the disease carrier like crabs. The *L. vannamei* seeds were purchased from commercial *L. vannamei* hatchery; the seeds were acclimated to the respective ponds for 2 hr. After acclimatization the seeds were stocked in both ponds at the stocking density of 15/m². The commercial pellet feeds were fed to post larvae (Feeding is based on the feed chart provided by the commercial pellet feed company. After 30 days of blind feeding, the feeding was done 4 times a day and feed is adjusted based on check tray observation. Water exchange was

*Corresponding author: Gopalakrishnan, A.

¹Centre of Advanced Study in Marine Biology, Faculty of Marine Sciences, Annamalai University, Parangipettai – 608 502, Tamil Nadu, India.

not done during the entire culture period. Water loss has been compensated by top up by the respective waters. The water quality parameters such as; Temperature, salinity, pH and dissolved oxygen were analyzed once in a day. From 35th day of culture (DOC) onwards cast net (sampling) was done every seven days for monitoring the shrimps weight gain and diseases if any till the entire culture period.

RESULTS AND DISCUSSION

Water quality parameters in the culture ponds were given in the (Figure 1 and 2). The temperatures in the brackish water and bore well fed ponds were ranged between 28.6 and 32.2 °C and 27.7 to 32.2 °C. When compare to the two ponds there is not much variation in temperature. Due to the summer season, the temperature was slightly increased in both the ponds. . The water temperature, significantly inducing on the penaeid shrimp growth rather than salinity (Herke *et al.*, 1987; Staples and Heales, 1991; OBrien, 1994; Tsuzuki *et al.*, 2000). Van Wyk *et al.* (1999) reported slightly lower growth rates in white shrimp when water temperature is below 26 °C, and no growth rates when the temperature was less than 22 °C. The salinity also in same trend in both the ponds, it was varied between 20.3 and 38.8 ppt in bore well fed pond and 22 to 42.5 ppt in brackish water fed pond. The salinity plays a major role in the water quality parameter. The *L. vannamei* though it is a uryhaline species it can tolerate the wide range of salinity between 2 and 45 ppt (Parker *et al.*, 1974 and Samocha *et al.*, 1998). Bray *et al.* (1994) reported maximal growth between 5-15 ppt and least growth was reported at 49 ppt. The pH value of the both the ponds ranged between 8.3 and 9.2 in bore well pond and 7.5 to 8.7 in brackish water ponds.

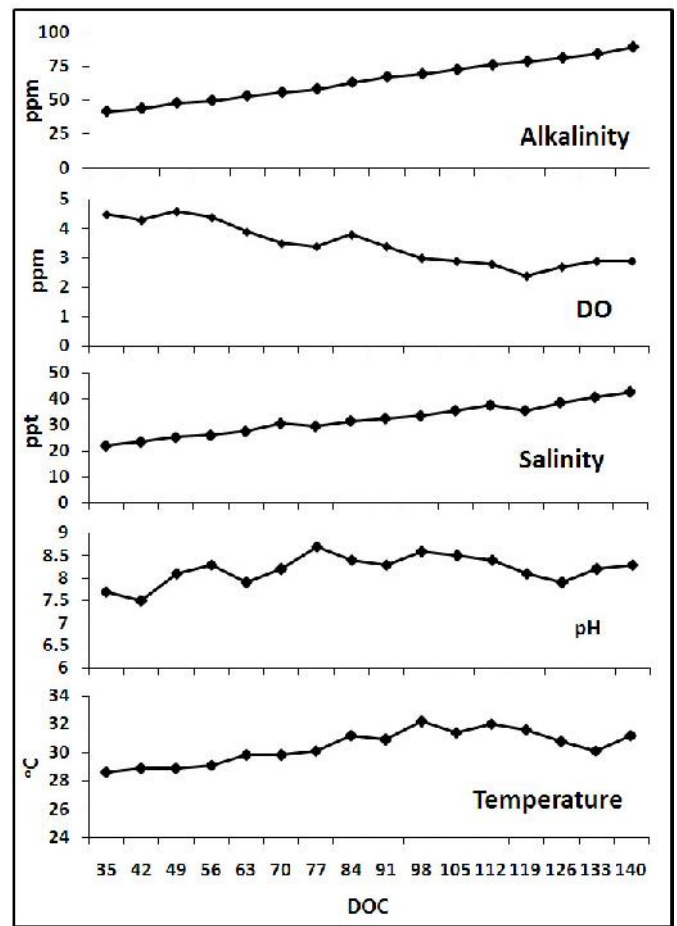


Fig. 2. Water quality parameters of brackish water fed pond

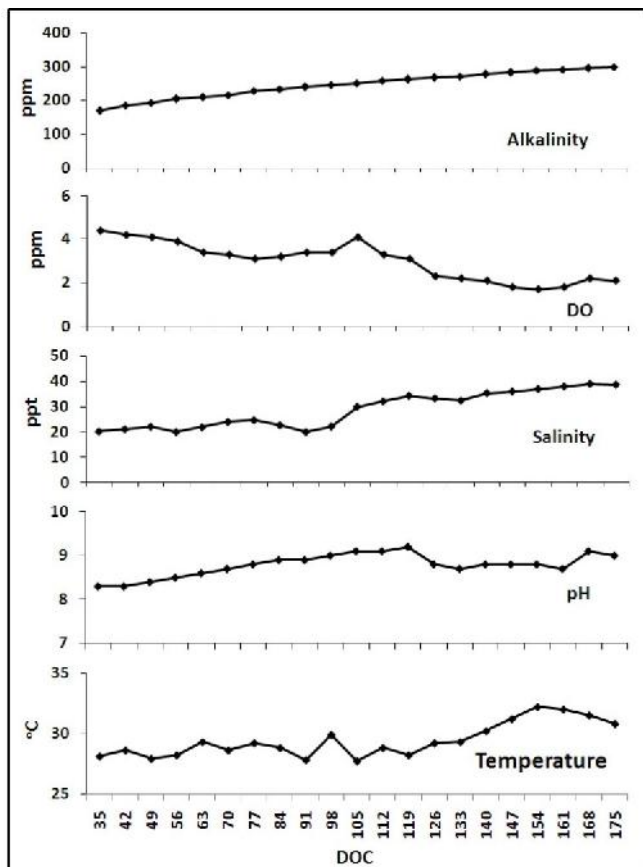


Fig. 1. Water quality parameters of bore well water fed pond

The pH of pond water is influenced by many factors, including pH of source water, acidity of bottom soil and shrimp culture inputs and biological activity. Wang *et al.* (2004) reported that the pH 7.6 to 8.6 is favor for *L. vannamei* culture based on this, in the present study the pH 7.5 to 8.7 in brackish water pond is suitable for the culture of *L. vannamei* than the bore well fed pond. The lethal DO for *L. vannamei* is reported to be 0.2 ppm after 1 h of exposure (Perez-Rostro *et al.*, 2004) and about 1.0 ppm in culture pond conditions (Hopkins *et al.*, 1991). In the present study the DO level varied from 2.4 to 4.6 ppm in brackish water fed pond and in bore well pond it was between 1.7 and 4.4 ppm. . Alkalinity is the buffering capacity of water. It is calculated by amount of carbonates and bicarbonates. Alkalinity can affect the primary productivity and also the water pH. Gopalakrishnan *et al.* (2011) reported that the pond alkalinity above 150 ppm coupled with higher pH levels above 8.3 lead to the deposition of calcium on the exoskeleton. In the present study, the alkalinity level were higher in the bore well fed pond and it varied between 169.7 and 299.3 ppm, but lower level in the brackish water fed pond (41.6 to 89.4 ppm). Similarly, Gopalakrishnan *et al.* (2011) reported that the lower alkalinity 35.1 to 87.11 ppm is recorded in estuarine fed pond and higher alkalinity 197 to 321.33 ppm is in bore well fed pond. Daily growth rate (DGR) of *L. vannamei* in the bore well water fed pond ranged between 0.05 and 0.38 g. The maximum weight of the shrimp 27.33 g reached on 175th days of culture (Figure 3). Whereas in brackish fed pond, it was ranged between 0.11 and 0.33 g, the minimum DGR was recorded on 35th days of culture and the maximum was on 63rd days of culture. The maximum weight of the shrimp was 31.44 g

attained on 140th day (Figure 4). The shrimp weight was gradually increased and the DGR was uniform in the brackish water pond but in case of bore well fed pond the DGR was unstable. Gunalan *et al.* (2011) reported that the brackish water environment is more suitable for *L. vannamei* culture. Mineral deposition was noticed on the farm implements like aerators, PVC pipes, electric wires, concrete structures (like sluices) and on the shrimps too, when bore-well water used for culture pond (Gopalakrishnan *et al.*, 2008). Due to the mineral deposition on shrimp's shells become rough (rough shell disease) and stunted the growth of the shrimp (Chanratchakool, 2003) resulting in less survival rate and finally lead to poor production and productivity.

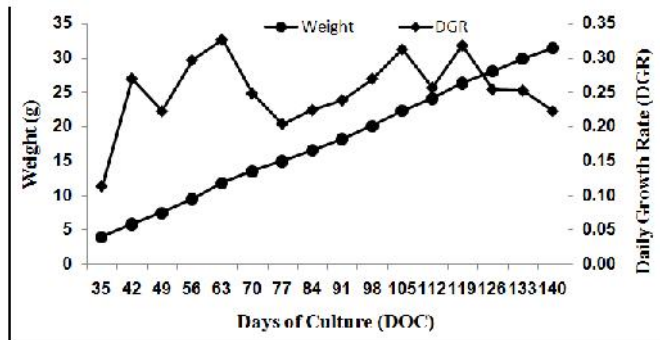


Fig. 3. Variation of Daily Growth Rate (DGR) of *L. vannamei* in brackish water fed pond

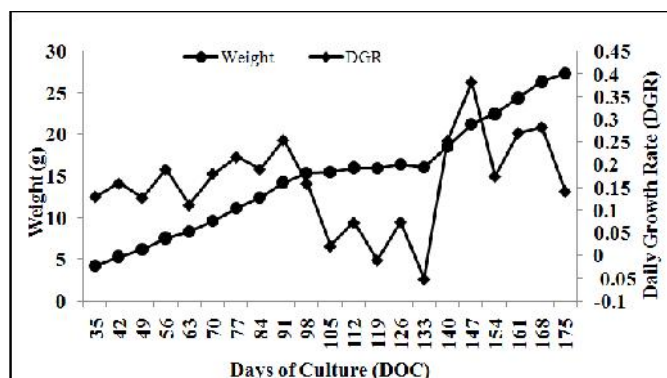


Fig. 4. Variation of daily growth rate (DGR) of *L. vannamei* in bore well water fed pond

Acknowledgement

The authors are grateful to Director and Dean, CAS in Marine Biology, Faculty of Marine Sciences, Annamalai University for the constant encouragement. We acknowledge the University Grants Commission (UGC) Major Research Project (MRP) number F.No-39-569/2010 (SR) and MOEF, Government of India, F.No-39-568/2010 (SR) for financial support.

REFERENCES

- Bray, W.A., Lawrence, A.L. and Leung-Trujillo, J.R. 1994. The effect of salinity on growth and survival of *Penaeus vannamei*, with observations on the interaction of IHNV virus and salinity. *Aquaculture*, 122: 133-146.
- Chanratchakool, P., 2003. Problems in *Penaeus monodon* culture in low salinity areas. *Aquacul. Asia*, 8: 54-56.
- FAO, 2009. Food and Agriculture Organization of the United Nations. The State of World Fisheries and Aquaculture 2008. FAO Fisheries and Aquaculture Department. Food and Agriculture Organization of the United Nations, Rome.
- Fegan, D., 2007. Indian farmers consider white shrimp; fishmeal major issue. *Global Aquacul. Advoc.*, 10: 61-63 (2007).
- Gopalakrishnan, A. and Parida, A. 2005. Incidence of loose shell syndrome disease of the shrimp *Penaeus monodon* and its impact in the grow out culture. *Curr. Sci.*, 88: 1148-1154.
- Gopalakrishnan, A., Rajkumar, M., Jun Sun., Gary G. Martin and Parida, A. 2011. Impact of mineral deposition on shrimp, *Penaeus monodon* in a high alkaline water. *J. Environ. Biol.* 32, 283-287.
- Gopalakrishnan, A., Rajkumar, M., Vasanthan, T.M., Balasubramanian, T. and Martin, G.G. 2008. Rough-shell disease of the shrimp *Penaeus monodon* in the grow-out ponds. *Seshaiyana*, 16: 7-9.
- Gunalan, B., Soundarapandian, P., Kumaran, R., Anand, T., Kotiya, A.S., Maheswaran, C. and Pushparaj, N. 2011. Growth of cultured white leg shrimp *Litopenaeus Vannamei* (Boone 1931) In different stocking density, *Advances in Applied Science Research*, 2 (3): 107-113.
- Herke, W.H., Wengert, M.W. and La Gory, M.E., 1987. Abundance of young brown shrimp in natural and semi-impounded marsh nursery areas: relation to temperature and salinity. *Northeast Gulf. Sci.*, 9: 9-28.
- Hopkins, J., Stokes, A., Browdy, C. and Sandifer, P. 1991. The relationship between feeding rate, paddlewheel aeration rate and expected dawn dissolved oxygen in intensive shrimp ponds. *Aquacult. Eng.*, 10: 281-290.
- Lightner, D.V. 1996. A handbook of shrimp pathology and diagnostic procedures for disease of cultured penaeid shrimp. *World Aquaculture Society, Bacon Rouge, LD, USA*. pp. 305.
- Lightner, D.V. and Kumula, M. 1993. Disease of penaeid shrimp. In: *Handbook of marine culture: Crustacean aquaculture*. (Ed.: J.P. McVey). CRC Press, Boca Raton, FL, pp. 393-486.
- Naylor, R., Goldburg, R., Primavera, J., Kautsky, N., Beveridge, M., *et al.* 2000. Effect of aquaculture on world fish supplies. *Nature*, 405: 1017-1024.
- O'Brien, C.J. 1994. The effects of temperature and salinity on growth and survival of juvenile tiger prawns *Penaeus esculentus* (Haswell). *J. Exp. Mar. Biol. Ecol.* 183: 133-145.
- Parker J.C., Conte F.S., Macgrath W.S. and Miller B.W. 1974. An intensive culture system for Penaeid shrimp. *Proc. World Maricult. Soc.*, 5: 65-79.
- Perez-Rostro, C.I., Racotta, I.S. and Ibarra, A.M. 2004. Decreased genetic variation in metabolic variables of *Litopenaeus vannamei* shrimp after exposure to acute hypoxia. *J. Exp. Mar. Biol. Ecol.*, 302: 189-200.
- Samocha T.M., Lawrence, A.L., Bray, W.A., Collins, C.A., Castille, F.L., Lee, P.G. and Davies C.J. 1999. Production of marketable *Litopenaeus vannamei* in green house enclosed raceways in the Arizona desert using ground saline water. p. 669. In: *Book of Abstracts. World Aquacult. Soc. Ann. Conf., Sydney, Australia*.
- Staples, D.J. and Heales, D.S., 1991. Temperature and salinity optima for growth and survival of juvenile banana prawns (*Penaeus merguensis*). *J. Exp. Mar. Biol. Ecol.* 154: 251-274.

- Subasinghe, R.1997. Fish health and quarantine. In: FAO inland water resources and aquaculture service, Fishery Resources Division. *Review of the State of World Aquaculture*, FAO Fisheries Circular No. 886 (Revision 1). FAO, Rome. p. 45-49.
- Tsuzuki, M.Y., Cavalli, R.O. and Bianchini, A. 2000. The effects of temperature, age and acclimation to salinity on the survival of *Falfantepenaeus paulensis* post larvae. *J. World Aquac. Soc.* 31: 459 - 468.
- Van Wyk, P., Davis-Hodgkins, M., Laramore, C.R., Main, K.L., Mountain, J. and Scarpa, J. 1999. Farming marine shrimp in recirculating freshwater systems. FDACS contract M520. Florida Department of Agriculture and Consumer Services, Tallahassee, Florida, USA.
- Wang, X., Ma, M., Dong, S. and Cao, M. 2004. Effects of salinity and dietary carbohydrate levels on growth and energy budget of juvenile *Litopenaeus vannamei*. *J. Shellfish Res.*, 23: 231–236.
