



ISSN: 0975-833X

## RESEARCH ARTICLE

### EPALRESTAT AND METHYL COBALAMINE COMPOSITE (EPINEURON) IN HERPETIC NEURALGIA

<sup>1,\*</sup>Dr. Avinash Shankar, Dr. Shubham, Dr. Abhishek Shankar, Dr. Amresh Shankar and  
Dr. Anuradha Shankar

<sup>1,5</sup>R. A. Hospital & Research Centre, Warisaliganj (Nawada), Bihar, India

<sup>2</sup>Department of Pediatrics, VMMC&H, New Delhi

<sup>3</sup>Department of Oncology, AIIMS, Delhi

<sup>4</sup>Bihar Health Services, Patna

#### ARTICLE INFO

##### Article History:

Received 20<sup>th</sup> December, 2015

Received in revised form

25<sup>th</sup> January, 2016

Accepted 29<sup>th</sup> February, 2016

Published online 31<sup>st</sup> March, 2016

##### Key words:

Herpes zoster,  
Varicella zoster,  
Neuralgia,  
Opioid,  
Compliance

Copyright © 2016, Avinash Shankar et al. This is an open access article distributed under the Creative Commons Attribution License, which permits unrestricted use, distribution, and reproduction in any medium, provided the original work is properly cited.

Citation: Dr. Avinash Shankar, Dr. Shubham, Dr. Abhishek Shankar, Dr. Amresh Shankar and Dr. Anuradha Shankar, 2016. "Epalrestat and Methyl cobalamine composite (Epineuron) in herpetic neuralgia, *International Journal of Current Research*, 8, (03), 28470-28474.

#### ABSTRACT

Herpes zoster, an agonizing blister forming disease caused by Varicella zoster virus 1,2,3 and analgesics even opioids fails cease agony of pain, local; anesthetics only provide transient pain relief 4,5,6 and accidental observation of complete relief of neurological pain with a composite Epineuron (Epalrestat and methylcobalamine), intended to evaluate the composite in management of Herpetic neuralgia. 124 patients of Herpes zoster involving various body part, without any associated other disease were evaluated comparatively for pain relief and safety margin. A composite Epineuron SR (Epalrestat 150mg and Methyl cobalamine 1500µg) daily with Famciclovir oral and Acyclovir as topical application in trial group, while placebo and Antiviral drug in control group. All patients taking trial drug had marked relief in agony of pain in mean duration of 24±4 hrs, blister healing in 9±2 days, complete pain relief in 14±4 days and all had excellent clinical recovery without any effect or alteration in hematological, hepatic and renal parameters with 100% compliance.

## INTRODUCTION

Herpes zoster is caused by the Varicella zoster virus (Goh, 1997; Kost and Straus, 1996; Bader, 2013) which presents with agonizing bullae or blister in the distribution of particular nerve root and agonizing unbearable pain remain most encumbrance, commonly practiced medications are antiviral oral and topical application, though relieve blisters but fails to ensure pain relief even with anti-inflammatory analgesic adjunction, accidental observation of prompt relief of herpes neuralgia non responsive to even narcotic analgesic and phenytoin sodium, anticonvulsant agents (e.g., gabapentin and pregabalin), opioids, tricyclic antidepressants (e.g., nortriptyline) prompted for evaluation of the composite in herpes neuralgia (Zareba, 2005; Livengood, 2000; Cohen, 2013; Yawn and Gilden, 2013). Thus a study was planned to evaluate Epalrestat and Methylcobalamine composite in alleviation of agony of pain and burning sensation in Herpes zoster at various site of the body.

\*Corresponding author: Dr. Avinash Shankar

R. A. Hospital & Research Centre, Warisaliganj (Nawada),  
Bihar, India.

## MATERIAL AND METHODS

### Design of study

Comparative clinical evaluation of therapeutic response and safety profile of Epalrestat and Methyl Cobalamin Composite in Herpes Neuralgia.

### Material

Patients of herpes zoster presenting with blister on the involved nerve root region, attending medical OPD of R. A. Hospital and Research Centre, Warisaliganj (Nawada) Bihar were selected as per following index

- Patient without any associated disease like hypertension, Diabetes mellitus or any other existing neurological disorders.
- Female not carrying pregnancy or feeding their children
- Patients not taking any drug, history of any drug interaction either to Epalrestat or Methylcobalamine or both or hypersensitivity to any drug.
- Very morbid patients
- Children below 15 yrs

**Methods**

Selected patients were thoroughly interrogated regarding disease onset, therapy taken and their response, examined and interrogated for basic hematological, hepatic and renal parameters to evaluate post therapy safety profile of the trial drug. Patients illness severity were graded on the basis of

- Blister size and its number
- Agonizing pain status
- Associated disease
- Lag period in seeking medicare
- Therapeutics taken and their response

Degree of severity of the presenting patients was indexed as per following

Grade I: Blisters without agonizing pain  
 Grade II: Blisters with mild pain  
 Grade III: Increasing blister numbers and size with agonizing pain

Selected patients were classified in to two equal groups and are advocated the following regime

Group A: Antiviral drug (Oral & Local),  
 Analgesics and Methyl Cobalamine + Placebo  
 Group B: Antiviral drug(Oral & Local ),  
 Analgesic and anti inflammatory + Trial drug-

Among antiviral drug Famciclovir as oral and Acyclovir ointment as topical application been used.

**Trial drug constitutes**

Epalristat 150mg and Methyl cobalamine 1500µgm  
 Dose schedule of trial drug : 1 tab daily every 24 hrs

Each patients were give a follow up card to enter the response and on completion response was graded as per following index:

Patients Name: Address: Diagnosis: Basic Data: Blood pressure: Hematology Hb% WBC RBC Parameters	Age/sex  Temperature: Hepatic Serum bilirubin SGOT SGPT  Blood sugar Renal Blood urea Serum creatine Urine albumin
Follow up days	
2      4      6      8      10      12      14      16      18      20	
Blister: Increasing Decreasing unaltered	
Pain agony: Increasing Decreasing Unaltered	
Other associated presentation if any _____	
Help line: 09279380432, 9308304090	
Dated:	Patients signature                      Parent /Attendant signature

On 21<sup>st</sup> day of therapy patients were duly examined and evaluated for hematological, hepatic and renal status to ascertain the clinical efficacy and safety status.

**Clinical response was graded as**

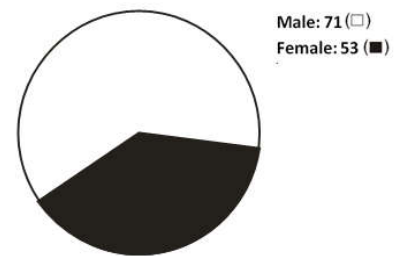
Fair: Mild suppression of pain,  
 Good: Pain relief till its effect  
 Excellent: Prompt relief with adjuvant and progressive relieve without drug adjunction and No recurrence of pain even after 14 days of drug withdrawal

**Observations:** Selected patients were of age group of 10-60 yrs ,out of which 11 were of age <20yrs while 14 of age >50 yrs, majority (46)patients were of age group 40-50 yrs. (T-1)

**Table 1. Distribution of patients as per age and sex**

Age group (in yrs)	Number of patients		
	Male	Female	Total
10-15	02	04	06
15-20	04	01	05
20-25	5	03	08
25-30	06	04	10
30-35	07	06	13
35-40	12	10	22
40-45	11	09	20
45-50	15	11	26
>50	09	05	14

**Table 2. Pie diagram showing sex wise composition**



Male female preposition was 71:53 (Table-2: pie diagram)

50% patients were having herpetic lesion in chest and thigh though patients with herpetic lesion on other site of the body were also included in the study (T-3).

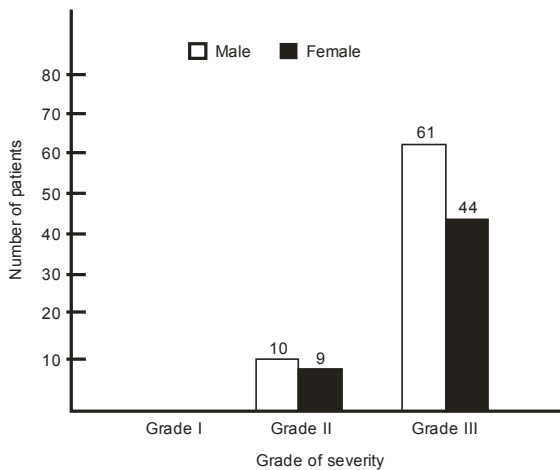
As per clinical index of severity 105 patients were of grade III severity and 19 were of Grade II severity (Table-4: Bar diagram). All patients taking the trial drug shows excellent

clinical response without any alteration in hematological, hepatic and renal parameters (T-5).

**Table 3. Distribution of patients as per distribution of lesion**

Involved site /area	Number of patients		
	Male	Female	Total
Chest:			
Right side	12	11	23
Left side	11	10	21
Abdomen:			
Right side	04	03	07
Left side	03	03	06
Skull:			
Right side	08	05	13
Left side	05	05	10
Face:			
Right side	03	02	05
Left side	03	00	03
Neck			
Right side	02	02	04
Left side	03	02	05
Groin			
Right side	04	02	06
Left side	05	03	08

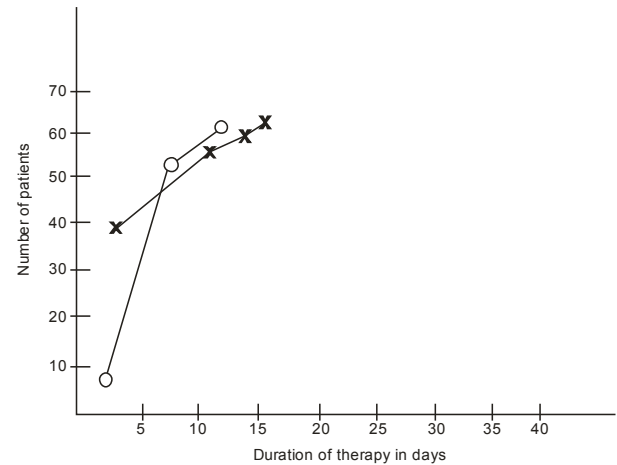
**Table 4. Bar diagram showing distribution of patients as per grade of severity**



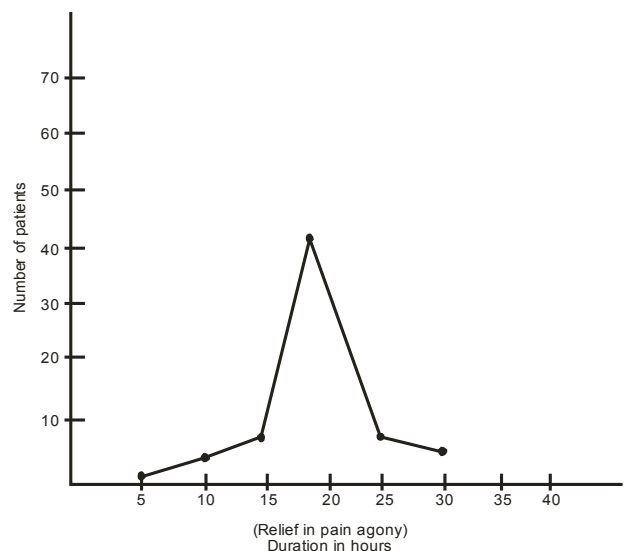
**Table 5. Showing pre and post therapy hemato, hepato renal status**

Particulars	Pre therapy		Post therapy	
	Male	Female	Male	Female
<b>Hematological status:</b>				
<b>Hemoglobin:</b>				
>10gm %	71	53	71	53
<10gm%	-	-	-	-
<b>Hepatic:</b>				
<b>Serum bilirubin:</b>				
>1mg%	-	-	-	-
<1mg%	71	53	71	53
<b>SGOT:</b>				
>30IU	-	-	-	-
<30 IU	71	53	71	53
<b>SGPT:</b>				
>30 IU	-	-	-	-
<30 IU	71	53	71	53
<b>Renal:</b>				
<b>Blood urea:</b>				
>26mg%	-	-	-	-
<26mg%	71	53	71	53
<b>Creatinine:</b>				
>1.5mg%	-	-	-	-
<1.5mg%	71	53	71	53
<b>Urine:</b>				
<b>Albumin:</b>				
Present	-	-	-	-
Absent	71	53	71	53
<b>RBC:</b>				
Present	-	-	-	-
Absent	71	53	71	53

**Table 6. Graph showing number of patients having relief in pain and blister healing among trial group**



**Table 7. Graph showing duration required for relief in pain agony**



**Table 8. Showing outcome of the therapy**

Particulars	Group A	Group B
<b>Pain agony:</b>		
Unaltered	48	-
Markedly relieved	02	60
Momentary relief	10	02
Increased	04	-
<b>Blister size:</b>		
Markedly regressed	02	62
Unaltered	54	-
Increased	06	-
<b>Associated post therapy symptom:</b>		
Urinary discomfort	09	-
Lethargy	50	-
Neuropsychiatric change	03	-
<b>Response grade:</b>		
Fair	02	-
Good	-	-
Excellent	-	62

All taking Epineuron SR had marked regression in blister healing while 06 cases of control group had exacerbation of blister (Table 6). All the patients on Epineuron SR (Epalrestat and Methylcobalamine composite) had marked relief in agonizing pain in 60(62) where as majority 52(62) of control group remained without any relief of pain though 4(62) had increase in pain agony (Table 7). The mean duration required in achieving healing of blister and relief of pain is  $9\pm 2$  and  $14\pm 4$  days respectively. All cases of group B show excellent clinical response whether only 2 of control group show fair clinical response. No patients of group B presented with any associated presentation while patients of control group presented with various presentation during therapy or post therapy period (Table 8).

## DISCUSSION

Herpes zoster caused by Varicella zoster virus, is known for its agonizing neurological pain and commonly prescribed analgesics, opioids and topical application of local anesthetic<sup>10-21</sup> only provide transient pain relief but agonizing withdrawal with sleeplessness night are very common. In present study patients taking Epineuron SR daily along with antiviral drug both oral and local show marked and effective relief of both pain and blister healing without any alteration in hematological, hepatic and renal parameters with 100% compliance as compared to control group patients. This marked clinical response can be explained as Epalrestat maintains neural sheath a lipoprotein myelin sheath by restricting or reducing intracellular sorbitol accumulation and improves motor and sensory nerve conduction velocity (Ramirez *et al.*, 2008) while Methylcobalamine, DNA synthesizer regulate fatty acid synthesis and energy production increases availability and effectiveness of Noradrenalin, 5 Hydroxy tryptamin in the descending inhibitory nociceptive system, promotes neuro synthesis and neuro protection, eases neuralgic pain (Jurna, 1998; Sun *et al.*, 2005).

## Conclusion

All patients of Herpes zoster presents with agonizing neurological pain, not responding to analgesics even opioid and transient relief with local anesthetic spray or gel application, taking Epineuron SR orally along with other antiviral and analgesics had complete relief and excellent clinical response with safety profile and compliance as compared to control group.

## Acknowledgement

The Organization extends heartfelt thanks to Mr Navin Kumar, Sr AM Aristo Pharmaceuticals, Ltd Mumbai and Mr Manoj Kumar MSR Aristo for the generous supply of the prescribed drug Epineuron SR. and patients who voluntarily accepted and co operated in the project.

## REFERENCES

- Acosta, E. P., Balfour, H. H. Jr. Acyclovir for treatment of postherpetic neuralgia: efficacy and pharmacokinetics. *Antimicrob Agents Chemother.* 2001 Oct. 45(10):2771-4. [Medline]. [Full Text].
- Bader, M. S. (Sep 2013). "Herpes zoster: diagnostic, therapeutic, and preventive approaches." *Postgraduate Medicine* 125 (5): 78–91. doi: 10.3810/pgm.2013.09.2703. PMID 24113666
- Cohen, J. I. (18 July 2013). "Clinical practice: Herpes zoster." *The New England Journal of Medicine* 369 (3): 255–63. doi:10.1056/NEJMcp1302674. PMID 23863052.
- Cunningham, A. L. Breuer, J., Dwyer, D. E., Gronow, D.W., Helme, R.D., Litt, J.C., Levin, M.J., Macintyre, C. R. (4 February 2008). "The prevention and management of herpes zoster." *The Medical journal of Australia* 188 (3): 171–6. PMID 18241179.
- Dworkin, R. H., Johnson, R. W., Breuer, J., Gnann, J. W., *et al.* Recommendations for the management of herpes zoster. *Clin Infect Dis.* 2007 Jan 1. 44 Suppl 1:S1-26. [Medline].
- Goh, C. L., Khoo, L. A retrospective study of the clinical presentation and outcome of herpes zoster in a tertiary dermatology outpatient referral clinic. *International J. Dermatology.* 1997 Sep. 36(9):667-72. [Medline].
- Huff, J. C., Bean, B., Balfour, H. H. Jr, Laskin, O. L., Connor J. D., Corey, L., *et al.* Therapy of herpes zoster with oral acyclovir. *Am J Med.* 1988 Aug 29. 85(2A):84-9. [Medline].
- Johnson, R. W. and Dworkin, R. H. Dworkin 2003. "Clinical review: Treatment of herpes zoster and postherpetic neuralgia". *BMJ* 326 (7392): 748–750. doi:10.1136/bmj.326.7392.748. PMC 1125653. PMID 12676845.
- Jurna, I. "Analgesic and analgesia-potentiating action of B vitamins," *Schmerz*, vol. 12, no. 2, pp. 136–141, 1998. View at Publisher · View at Google Scholar · View at Scopus
- Katz, J., Cooper, E. M., Walther, R. R., Sweeney, E. W., Dworkin, R. H. 2004. "Acute pain in herpes zoster and its impact on health-related quality of life". *Clin. Infect. Dis* 39 (3): 342–348. doi:10.1086/421942. PMID 15307000.
- Khaliq, W., Alam, S., Puri, N. Topical lidocaine for the treatment of postherpetic neuralgia. *Cochrane Database Syst Rev.* 2007 Apr 18. CD004846. [Medline].
- Kost, R. G., Straus, S. E. Post herpetic neuralgia--pathogenesis, treatment, and prevention. *N Engl J Med.* 1996 Jul 4. 335(1):32-42. [Medline].
- Lin, P. L., Fan, S. Z., Huang, C. H., Huang, H. H., Tsai, M. C., Lin, C. J., *et al.* Analgesic effect of lidocaine patch 5% in the treatment of acute herpes zoster: a double-blind and vehicle-controlled study. *Reg Anesth Pain Med.* 2008 Jul-Aug. 33(4):320-5. [Medline].
- Livengood, J. M. 2000. "The role of stress in the development of herpes zoster and post herpetic neuralgia". *Current Review Pain* 4 (1): 7–11. doi:10.1007/s11916-000-0003-9. PMID
- Ramirez, M. A., Borja, N. L. Epalrestat: an aldose reductase inhibitor for the treatment of diabetic neuropathy *Pharmacotherapy* 2008 May; 28(5):646-55. doi: 10.1592/phco.28.5.646.
- Stankus, S. J., Dlugopolski, M., Packer, D. 2000. "Management of herpes zoster (shingles) and postherpetic neuralgia". *Am Fam Physician* 61 (8): 2437–2444, 2447–2448. PMID 10794584.

- Sun, Y., M. S. Lai, and C. J. Lu, "Effectiveness of vitamin B12 on diabetic neuropathy: systematic review of clinical controlled trials," *Acta Neurologica Taiwanica*, vol. 14, no. 2, pp. 48–54, 2005. View at Google Scholar · View at Scopus
- Tyring, S. K. 2007. "Management of herpes zoster and postherpetic neuralgia". *J Am Acad Dermatol* 57 (6 Suppl): S136–S142. doi:10.1016/j.jaad.2007.09.016.PMID 18021865.
- Tyring, S., Barbarash, R. A., Nahlik, J. E., Cunningham, A., Marley, J., Heng, M., *et al.* Famciclovir for the treatment of acute herpes zoster: effects on acute disease and post herpetic neuralgia. A randomized, double-blind, placebo-controlled trial. Collaborative Famciclovir Herpes Zoster Study Group. *Ann Intern Med.* 1995 Jul 15. 123(2):89-96. [Medline].
- Weinberg, J. M. 2007. "Herpes zoster: epidemiology, natural history, and common complications". *J Am Acad Dermatol.*, 57 (6 Suppl): S130–S135. doi:10.1016/j.jaad.2007.08.046. PMID 18021864.
- Whitley, R. J., Volpi, A., McKendrick, M., Wijck, A. V, Oaklander, A. L. Management of herpes zoster and postherpetic neuralgia now and in the future. *J Clin Virol.* 2010 May. 48 Suppl 1:S20-8. [Medline].
- Wu, C. L., Raja, S. N. An update on the treatment of postherpetic neuralgia. *J Pain.* 2008 Jan. 9(1 Suppl 1):S19-30. [Medline].
- Yawn, B.P., Gilden, D. (3 September 2013). "The global epidemiology of herpes zoster.". *Neurology* 81 (10): 928–30. doi:10.1212/wnl.0b013e3182a3516e. PMID 23999562.
- Zareba, G. Pregabalin a new agent for the treatment of neuropathic pain. *Drugs Today (Barc).* 2005 Aug. 41(8):509-16. [Medline].

\*\*\*\*\*